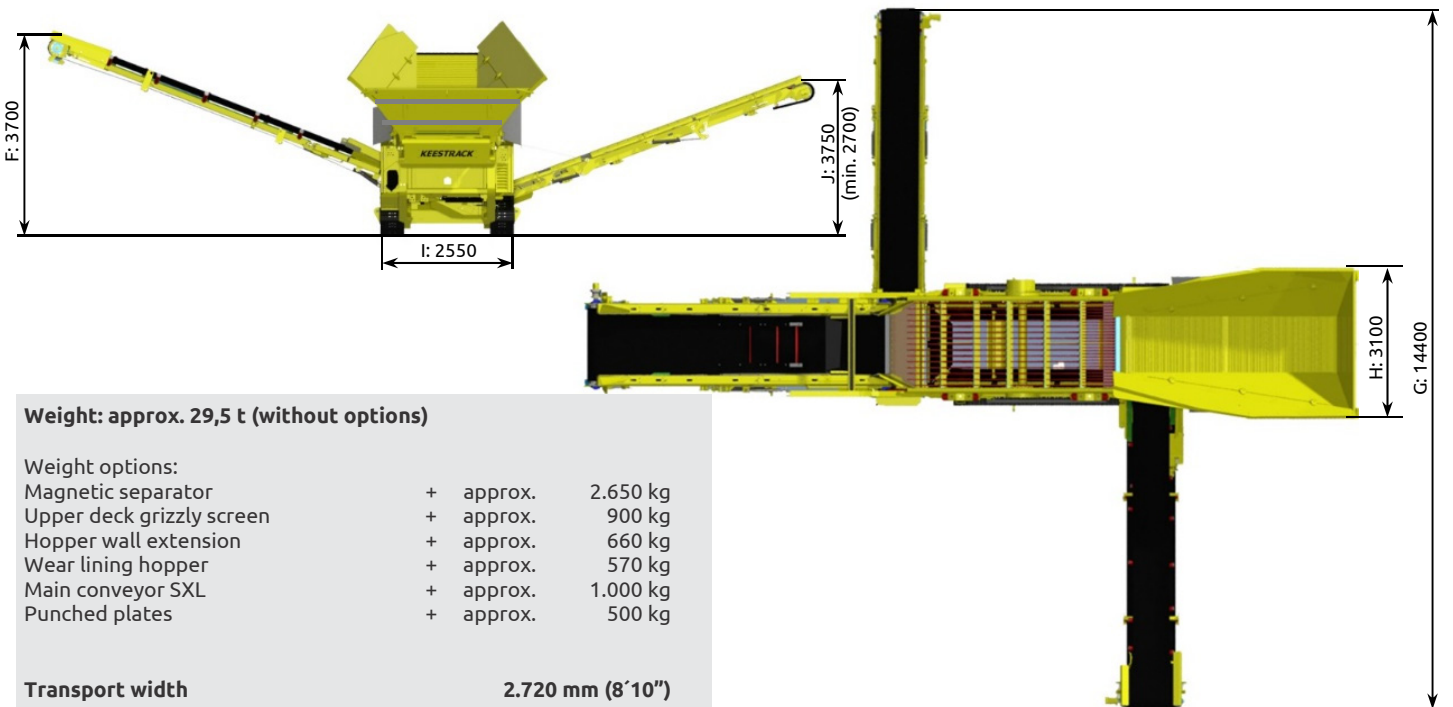
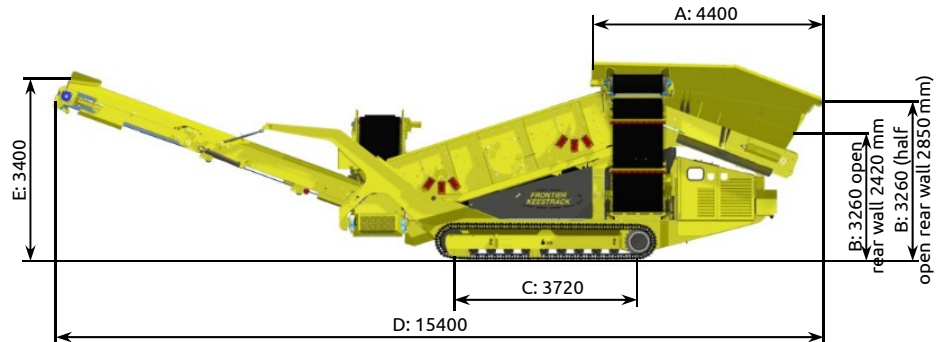


# SCALPER K6



## DIMENSIONS

### OPERATION:



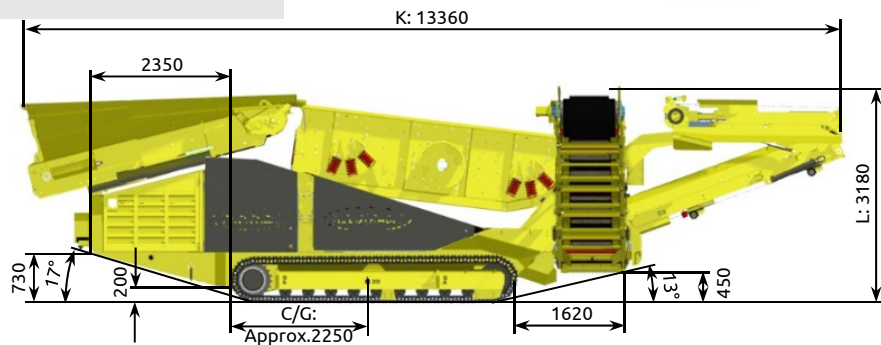
**Weight: approx. 29,5 t (without options)**

Weight options:		
Magnetic separator	+ approx.	2.650 kg
Upper deck grizzly screen	+ approx.	900 kg
Hopper wall extension	+ approx.	660 kg
Wear lining hopper	+ approx.	570 kg
Main conveyor SXL	+ approx.	1.000 kg
Punched plates	+ approx.	500 kg

**Transport width 2.720 mm (8'10")**

### TRANSPORT:

C/G = centre of gravity: Approx. 2250 mm acc. to options



**REMARK:** All pictures might show options, not included in the scope of supply

A	B	C	D	E	F	G	H	I	J	K	L
4400	3260	3720	15400	3400	3700	14400	3100	2550	3750	13360	3180
14'5"	10'8"	12'2"	50'6"	11'2"	12'2"	47'3"	10'2"	8'4"	12'3"	43'10"	10'5"